

Colorful! Himakajima

- What the marks mean
 📍 Address 📞 Phone
 🕒 Opening hours 🕒 Closing days
 📅 Reservation
 📄 Entry fee

Dolphin contact experience



Be healed by a cute dolphin.

Learn about the ecology of the dolphin from members of Minami-chita Beachland marine-animal keepers. At Sunset Beach (Nishihama Sea Bathing Beach) you can get close to swimming dolphins.

- 📍 Himakajima, Minamichita-cho, Chita-gun
- 📞 0569-68-2388 (Himakajima Tourism Association)
- 📞 0569-68-3055 (Dolphin program reception)
- 🕒 Available May-Sep. (planned) 📅 Booking required except at Fureai Beach 🕒 Only available on days indicated
- 📄 Fureai Beach Experience 2,000 yen; Dolphin watching 300 yen; Dolphin touch 1,000 yen

It's been great to relax and enjoy fresh seafood.

Fishing heaven



From morning onwards, lively scenes all season.

The only managed sea-fishing facility in Aichi Prefecture. With rods available for rent, even if you're a beginner, you can easily enjoy fishing.

- 📍 Shinojima, Minamichita-cho, Chita-gun (Shinnojima Fishing Port)
- 📞 0569-67-3780
- 🕒 (8:00 a.m. - 4:00 p.m.) (In Shinnojima Fishing Co-op)


- 🕒 7:00 a.m. - 5:00 p.m. (Oct. 1 to Dec. 25, 8:00 a.m. - 4:00 p.m.)
- 📅 Booking required
- 🕒 Tue. (no closing thru summer), Dec. 26 to Mar. 31
- 📄 Adults: 3,000 yen; children below age 13 and women: 2,000 yen

Shinnojima Daimyo Procession Festival

When: January 4
 Where: Shinnojima Sea Bathing Beach
 On January 3, Ojiniki-sama, the god enshrined in Hachioji-sha, is taken to Shimmei-sha, where a goddess is enshrined. The following day, a stately procession of men dressed as feudal lords accompanies Ojiniki-sama back to Hachioji-sha.

Shinnojima Gion Festival • Nojima Festival
 When: 2nd Sat. and Sun. in July
 Where: Shinnojima Fishing Port
 On the second Saturday of July, the Gion Festival features Shinnojima's summer fireworks display. Then, the next day, Sunday, the Nojima Festival includes a procession of fishing boats.

Kahi Park (sunset)



Harmony of sea and sky

This beauty spot is called Tokai Matsushima. There is a rest area and monuments inscribed with lines from ancient Japanese poetry. The observation point near a 17th-century lighthouse is listed in Japan's top 100 spots for viewing the sunset.

- 📍 27-13 Shiabi, Shinnojima, Minamichita-cho, Chita-gun
- 📞 0569-67-3700 (Shinnojima Tourist Information Center)
- 🕒 Observation during park opening
- 📅 Not required 📄 Free

Access (By high-speed boat)
 Morozaki Port 10 min Himakajima
 Fare (return): adult 1,310 yen, child 660 yen
 Kowa Port 20 min Himakajima
 Fare (return): adult 2,610 yen, child 1,310 yen

Commercial fishing experience



A rare experience: commercial fishing activities

Experience how fishing is carried out at Himakajima. Guided by active fishermen, in the program you can try catching octopus by hand, trawling for fish, and other activities.

- 📍 83 Higashigawa, Himakajima, Minamichita-cho, Chita-gun
- 📞 0569-68-2388 (Himakajima Tourism Association)
- 🕒 According to program 📅 Booking required
- 📄 According to program

Rental cycle



Taking it easy, you can do it in just 2 hours.

Enjoying gentle sea breezes, you can easily cycle the 5.5 km all the way around the circumference of the island. On the way, you can stop and enjoy superb views and drop into souvenir shops.

- 📍 Ikoji 4 Nishihama, Himakajima, Minamichita-cho, Chita-gun
- 📞 0569-68-2631
- 📍 Kissho Suisanten 72 Odochi, Himakajima, Minamichita-cho, Chita-gun
- 📞 0569-68-2976
- 🕒 8:00 a.m. till around sunset 📅 First come first served.
- 📄 Ikoji, no closing; Kissho Marine Products, irregular closing
- 📄 500 yen per hour

Himakajima Gion Festival

When: 2nd Saturday in July
 Where: Himakajima Nishihama Sea Bathing Beach
 Dating back about 250 years, this festival centers on a religious service dedicated to the vast sea. From fishing boats decorated with lanterns, fishermen float onto the swell 365 unglazed horoku plates, each bearing away a flaming torch.

To get to Kowa Port

From Minamichita Road Mihama IC: 5 min
 Free shuttle bus from Meitetsu Kowa Stn.

To get to Morozaki Port

From Minamichita Road Toyooka IC: 10 min.
 Municipal pay parking for 193 cars
 📞 0569-65-0711 (Minamichita-cho Town Office)
 🕒 Entry from 5:00 a.m. to 9:00 p.m., exit at any time 100 yen per hour
 📄 No charge for up to 50 min.

Onbe Sea Bream Offering Festival




A tradition that dates back 1,000 years

Three times a year, Shinto priests prepare sea bream caught around the island to send as offerings to the Inner Shrine at Ise Jingu. This offering of salted fish is called onbe. Coordinated with the rice offering at Ise Grand Shrine, the biggest occasion is the Onbe Festival held on October 12.

- 📞 0569-67-3700 (Shinnojima Tourist Information Center)
- 🕒 Rite performed: Annually October 12.

Shinnojima Colorful!



Chita Peninsula Easy-Find Map



The Chita Peninsula is full of all kinds of appealing things. You're sure to have a great time!

Let Chita Peninsula Concierge Chita-musume be your guide

About Chita-Musume
 This PR character was created to energize the Chita Peninsula and support local youth employment.
 Public website <http://www.chita-musume.com/>

Get current, detailed, Chita Peninsula information



Chita Peninsula sightseeing area portal site <http://www.chitahanto-kankoken.jp/>


Check it out!

For more information about Chita Peninsula's five cities and five towns:

Handa City Tourist Association	☎0569-32-3264	http://www.handa-kankou.com/
Tokoname City Tourism Association	☎0569-34-8888	http://www.tokoname-kankou.net/
Tokai City Tourist Association	☎0562-32-5149	http://www.tokaikanko.com/
Obu City Tourism Association	☎0562-47-2111	http://www.obu-kankou.gr.jp/
Chita City Tourism Association (c/o Chita City Commerce and Industry Promotion Section)	☎0562-33-3151	http://www.city.chita.aichi.jp/
Agui Town Tourism Association (c/o Agui Town Commerce and Industry Promotion Section)	☎0569-48-1111	http://www.town.agui.lg.jp/
Higashiura Town Tourism Association (c/o Higashiura Town Commerce and Industry Promotion Section)	☎0562-83-3111	http://www.higashiura.or.jp/kanko/
Minamichita Town Tourist Association	☎0569-62-3100	http://minamichita-kk.com/
Mihama Town Sightseeing Association	☎0569-82-1111	http://www.aichi-mihama.com/
Taketoyo Town Tourism Association (c/o Taketoyo Town Chamber of Commerce)	☎0569-73-1100	http://taketoyo.info/

Issued by Industry and Labor Division, Chita Citizens Affairs Center, Owari Citizens Affairs Office, Aichi Prefectural Government (Chita Peninsula Short Visit Sightseeing and Sightseeing Map Production Project)
 Produced by JTB Central Japan Corp. (Group Tours, Handa Branch)

Published February 2013





Tasty food of the Chita Peninsula

The Chita Peninsula is blessed with fertile soil. Offshore, the Gulf of Mikawa and Ise Bay provides excellent fresh fish. You can literally taste the blessings of the Chita Peninsula.

For more detailed information, please contact the local tourism information association.

Bounty of the sea

Conger eel

Tokoname and Minamichita
The firm flesh of the local conger eels tastes great, even when made into tempura.

Whitebait

Minamichita
Enjoy the tender bite and fresh sweetness of the sea. Uncooked or boiled in broth, they are good eating.

Nori

Tokoname and Mihama
Local nori is valued for its dark gloss, its deep aroma, and high quality.

Octopus

Tokoname, Minamichita, and Mihama
With its springy but yielding bite, local octopus retains its flavorful sweetness and remains tender even when boiled.

Tiger blowfish

Minamichita and Mihama
Many premium-quality wild blowfish live offshore. Try fugu once and you will want it again.

Bounty of land

Chita wagyu

Handa
If you look at the faces of the people who raise local beef cattle in this richly varied landscape, you just know that Chita is a special brand.

Pork

Handa, Tokoname, Minamichita, and Mihama
Through generations of research into producing tasty pork, local farmers have developed a number of flavorful brands favored by chefs.

Time your visit to enjoy food in peak season!



Fruit tastes even better when you pick it yourself.

Jan.	Feb.	Mar.	Apr.	May	Jun.	Jul.	Oct.	Sep.	Oct.	Nov.	Dec.
						Octopus					
					Conger eel						
						Whitebait					
									Nori		
										Tiger blowfish	
											Chita wagyu and Pork



Fruit picking

The mild climate of the Chita Peninsula favors fruit growing. As the year progresses, you can enjoy different kinds of fruit. For more detailed information please contact the local tourism information association.



Handa, Obu, Chita, Agui, Higashiura, Minamichita, and Mihama



Obu and Higashiura



Tokoname



Minamichita and Mihama

Jan.	Feb.	Mar.	Apr.	May	Jun.	Jul.	Aug.	Sep.	Oct.	Nov.	Dec.
									Strawberries		
										Grapes	
											Figs
											Satsuma oranges

A number of growers plant luscious varieties of strawberries especially for people who want to pick their own.

Plucked from the tree, local Dauphin figs, with their pale pink flesh and delicate sweet flavor, are a special treat.

Gather your own bunches of Kyoho, Delaware, and other juicy table grapes.

Improved varieties have been carefully bred for a fine balance of acidity and sweetness. Enjoy them fresh from the tree.



Colorful!

Do • Feel

See

Touch

Know

From times long past, the Chita Peninsula has flourished as a prosperous coastal production area. There are many places where you can experience its legacy of culture and tradition. By actually doing something, you can better get to know this area of Japan.

Do • Feel Info

Observation tour
15-20 min
Reservations required
Free
Movie. Reservations required for viewing experiments involving fire-ice, a future energy source also known as methane hydrate.

See, touch, know: exhibits that make learning fun

1 Toho Gas Gas Energy Museum [MAP/C-1](#)

Besides presenting video materials, this participation-based museum has many game-like exhibits. By seeing fire-ice burn, and other interesting displays, you can learn about energy and the environment.

507-2, Shinhomachi, Tokai ☎052-603-2527 ☺10:00 a.m. - 5:00 p.m. (entry till 4:00 p.m.) ☑Sat., holidays (open if holiday falls on Sun., but then closed Mon.), mid-Aug., year end, and New Year. Other irregular closing days. 🚗From Isewan Expressway Tokai IC: 5 min.

Do • Feel Info

Hand-weaving Experience
15-20 min
Booking possible (3 persons a.m. or p.m.)
Fee depends on size of item, from 220 yen (coaster) to 2,100 yen (incl. materials)
Long famous for cotton, the Chita Peninsula now treasures its few remaining cotton storehouses.

Experience hand weaving in a treasured cotton storehouse

2 Home of Handweaving – Momengura Chita [MAP/C-3](#)

Try your hand at rustic sakiori and other traditional items that were woven in homes in Chita. You can also buy traditional Chita cotton goods.

9 Nakatani, Okada, Chita ☎0562-56-4722 ☺10:00 a.m. - 4:00 p.m. ☑Wed., Thu., last Mon. of month, year end, and New Year 🚗From Chita-hanto Road Agui IC: 10 min.

Do • Feel Info

Health Science Center
60-120 min
Health education and/or guided tours on request
Entrance fee: adults-500 yen; children (junior high age and younger)-200 yen
Comprehensive information center where you can find out about staying healthy, medical treatments, and welfare

A base for promotion of citizens' health

3 Aichi Health Plaza and Health Science Center [MAP/D-2](#)

Through games and large-scale exhibits, adults and children can enjoy finding out about health and how the body works.

1-1 Gengoyama, Morioka, Higashiura, Chita-gun ☎0562-82-0211 ☺9:30 a.m. - 5:00 p.m. (last entry 4:30 p.m.) ☑Mon. (open if holiday falls on Mon., but then closed Tue.) 🚗From Chita-hanto Road Higashiura-Chita IC: 10 min.

Do • Feel Info

Observation tour
About 60 min
Reservations required
Booking possible from first work day up to 3 months before desired day of visit.
Free
A location used in Akira Kurosawa's directorial debut work, Sugata Sanshiro, is along the Handa canal in front of the Mitsukan factory.

An aid to wellness: discover the power of vinegar

4 Vinegar Museum "Su no Sato" [MAP/D-4](#)

Japan's only vinegar museum is in Handa, the birthplace of vinegar-making from rice brewing. In interactive exhibits you can explore the history of vinegar-making and find out how vinegar is beneficial to health.

2-6 Nakamura-cho, Handa ☎0569-24-5111 ☺Weekdays 9:00 a.m. - 5:00 p.m. (last entry 4:00 p.m.), Sat., Sun. and holidays 9:00 a.m. - 4:30 p.m. (last entry 3:30 p.m.). Closed for lunch 12:00 p.m. - 1:00 p.m. ☑3rd Sun. of month, mid-Aug., year end, and New Year 🚗From Centrail Line Handa-cho IC: 15 min.

Do • Feel Info

Observation tour
About 60 min
Reservations required
Free
After exploring the displays and interactive exhibits, you can shop at the museum store.

Find out about the traditional arts of sake-brewing.

5 Kunizakari Sake no Bunkakan [MAP/D-4](#)

From displays of traditional brewing implements and dioramas showing processes, you can find out how the traditional skills of sake brewing have been passed down. In the sampling corner you can blind-taste different sakes.

2-24 Higashihonmachi, Handa ☎0569-23-1499 ☺10:00 a.m. - 4:00 p.m. (last entry 3:30 p.m.) ☑3rd Thurs. of month (open if holiday falls on Thurs., but then closed Fri.), mid-Aug., year end, and New Year 🚗From Centrail Line Handa-cho IC: 15 min.

Do • Feel Info

Shiny dorodango (earthen ball) workshop
About 90 min
Reservations required
Museum entrance: Adults: 500 yen; University and high school students: 400 yen; junior high age and younger children: 200 yen
Including tile painting and petit table painting, other participant activities involving industrial skills and tiles are popular. Some experience activities are available without reservation.

Experience an interactive museum with six facilities.

6 INAX Live Museum (LIXIL Group) [MAP/B-4](#)

Through activities, discover the history of pottery and the varied ways clay and ceramics intertwine. Enjoy making something unique in workshops that guide you through, for example, making "shiny dorodango" and painting tiles.

1-130 Okuei-cho, Tokoname ☎0569-34-8282 ☺10:00 a.m. - 5:00 p.m. ☑3rd Wed. of month (open if holiday falls on Wed., but then closed Thurs.), year end, and New Year 🚗From Centrail Line Handa IC: 10 min.

Do • Feel Info

Ebi sembei (prawn cracker) making experience
About 15 min
Queue by arrival
Reception hours: Weekends and holidays from 9:00 a.m. - weekdays from 9:30 a.m. and 1:00 p.m.
300 yen per sembei
In the activity corner, you can cook your own giant sembei, as big as your face, 30 cm across.

Prawn crackers bursting with the care of sembei makers

7 Ebi Sembei no Sato Mihama Headquarters [MAP/C-5](#)

At this museum you can learn the history of prawn crackers, see factory operations, and buy freshly made ebi sembei. You can make a sembei, add the seasonings you like, and even paint decorations on it. Materials are limited and activities will end when the sembei dough runs out.

52-1 Kitanagare, Kitagata, Mihama-cho, Chita-gun ☎0569-82-0248 ☺8:00 a.m. - 5:00 p.m. ☑Open all year 🚗Close to Minamichita Road Mihama IC

Do • Feel Info

Salt-making experience
About 40 min
Reservations required (Two times daily, from 10:00 a.m. and 2:00 p.m.)
500 yen
Known to everyone in Aichi Prefecture, these down-flow frame evaporators are the symbol of Food and Health Hall.

A slightly different road station

8 Food and Health Hall [MAP/B-6](#)

This sightseeing facility uses the natural assets of Mihama to enable visitors to find out, through experience, more about food and health. You can take part in salt-making, eat at the restaurant, and buy local specialties at the shop.

1 Nishigawa, Onoura, Mihama-cho, Chita-gun ☎0569-83-3600 ☺9:00 a.m. - 5:00 p.m. ☑Tue. (open if holiday falls on Tue., but then closed Wed.), year end, and New Year 🚗From Chita-hanto Road Mihama IC: 10 min.

Do • Feel Info

Observation tour
About 60 min
Reservations accepted up to one month in advance: 059-772-5372 (Taketo Thermal Power Station or, if no answer, 0569-72-1211)
Reception: Mon.-Fri. 9:00 a.m. - 12:00 p.m., 1:00 p.m. - 5:00 p.m.
Free
Annually generates enough electricity to power 2,000 households.

Site area three times larger than Nagoya Dome

9 Mega Solar Taketoyo [MAP/C-5](#)

Generating 7,500 kW, this is the largest solar farm in the Chubu Region. From the observation platform you can view 39,000 panels spread out over an extensive area.

1-1 Ryugyu, Taketoyo-cho, Chita-gun ☎0569-72-1121 ☺10:00 a.m. - 4:00 p.m. ☑Sun. (except 2nd and 4th Sun.), year end, and New Year 🚗From Minamichita Road Taketoyo IC: 10 min.

Power Spots

What the marks mean
 Address Phone Opening hours
 Closing days Reservation Entry fee Access

Full of the blessings of nature, the Chita Peninsula has many places that make you feel good. Come and get a power charge.

- ### 1 Koi no Mizu Jinja

The life-extending waters of this shrine's sacred spring are held to be effective against all kinds of disease. By writing a wish on a paper cup that has scooped water from the spring, people believe their wish will come true. Dedicated to a marriage deity, Koi no Mizu Shrine is popular with young couples.

MAP/C-5

52-91 Nakashirasawa, Okada, Mihama-cho, Chita-gun 0569-87-3133
 10:00 a.m. - 4:00 p.m. Open all year Not required Free
 From Minamichita Road Mihama IC: 10 min.
- ### 2 Nomasaki Lighthouse

Aichi's oldest lighthouse. Near the lighthouse there is a famous monument that looks like a musical slave. Couples believe their love will blossom if they attach a padlock to the monument.

MAP/B-6

1-1-1 Nomasaki, Okada, Mihama-cho, Chita-gun 0569-87-3133
 Outside any time Open all year Not required Free
 From Minamichita Road Mihama IC: 20 min.
- ### 3 Noma Daibo

There are many sites of historical interest at this temple. As well as the grave of Minamoto no Yoshitomo, there is the pool where his severed head was washed. Oda Nobutaka's grave is also here. The temple bell is a National Important Cultural Property.

MAP/B-6

50 Higashihatake, Noma, Mihama-cho, Chita-gun 0569-87-3050
 During hours of worship Open all year Not required Free for precepts
 From Minamichita Road Mihama IC: 15 min.
- ### 4 Hazu Jinja

This shrine is dedicated to Takeinadane-no-Mikoto. Because he and his wife, Tamahime-no-Mikoto, enjoyed such a good marriage, the shrine attracts people who want to find a good partner or keep their marriage sweet. The popularity of the shrine rocketed after all-girl pop group SKE48 released the song Hazumashi.

MAP/D-7

2 Miyoshiyama, Morozaki, Minamichita-cho, Chita-gun 0569-82-3100 (Minamichita Tourist Information Center)
 During hours of worship Open all year Not required Free for precepts
 From Minamichita Road Toyooka IC: 15 min.
- ### 5 Shimmei Jinja

Originally standing in the Grand Shrine at Ise as Tsuchi-no-Miya, the shrine buildings were relocated here. When people go on pilgrimage to Ise Jinjū, it is customary to include Shimmei Shrine in their circuit.


MAP/D-7

6-10 Godo, Shinjima, Minamichita-cho, Chita-gun 0569-87-3700 (Shinjima Tourism Association)
 During hours of worship Open all year Not required Free for precepts
 From Shinjima Port Landing by foot: 5 min. High-speed ferry to Shinjima - from Morozaki: 10 min. from Kowa: 20 min.
- ### 6 Hachioji-sha

The deity of this shrine, housed in buildings constructed of used timbers from Shimmei Jinja, famously dislikes large dogs. People pray here for success in shipbuilding and safety at sea.

MAP/D-7

16 Dayama, Shinjima, Minamichita-cho, Chita-gun 0569-87-3700 (Shinjima Tourism Association)
 During hours of worship Open all year Not required Free for precepts
 From Shinjima Port Landing by foot: 10 min. High-speed ferry to Shinjima - from Morozaki: 10 min. from Kowa: 20 min.



Colorful! Chita Peninsula Easy-Find Map

Float Festivals

When spring comes, communities all over the Chita Peninsula haul wooden floats around town in local festivals. Besides carvings that are richly dimensional, there are gorgeously embroidered hangings, and unmissable mechanically operated wooden figures.

- Handa**
 - Handa Spring Float Festivals Late March to early May • Ten districts of Handa City
 - Handa Float Festival Every five years, in autumn • Array of 31 floats • Area around city hall
- Tokoname**
 - Tokoname City Float Festivals March to May • All districts of the city
- Tokai**
 - Tokai City Float Festivals September: Yokosukamachi • October: Otamachi
- Obu**
 - Fuji Shrine Festival Kodomo Sambaso 2nd Sunday in October • Fujine Fuji Shrine
- Chita**
 - Okada Spring Festival April • Okada Daimon-mae
- Agui**
 - Agui Float Festival April
- Minamichita**
 - Utsumi Float Festival 1st Sunday in April (Yamami Dashi Festival every 4 years)
 - Oi Summer Festival July • Morozaki Daimyo Procession October
- Mihama**
 - Mihama-cho Float Festivals Late March to early April • Five districts of Mihama-cho
- Taketoyo**
 - Nagao and Fuki District Spring Festivals April • Oashi Snake Float Festival July
 - Taketoyo Fureai Float Festival Every five years in autumn • Array of 11 floats

Float festivals are very much a part of local life in the Chita Peninsula.

Tokoname Pottery Path

The start of the path, at Ceramic Hall, is just ten minutes from Meitetsu Tokoname Station. As you stroll, you can absorb the history and enjoy the ambiance of Tokoname. You can also buy some pottery.

Pottery Path starting point

A Course Stroll, 1.6km

See important items related to local history

Take Family Shipping Agency (0569-35-0331) Beautifully restored late feudal era building.

Discover distinctive Tokoname scenery.

Earthenware Pipe Hill Listed in Japan's top thirty "hometown hills."

Climbing kiln One of Japan's largest remaining kilns.

Stroll with a guide!

Appreciate the charms and attractions of this unique pottery town more deeply with a local guide who knows more than you can read in any guidebook. A guided stroll will give your visit greater lasting value.

- Handa City Sightseeing Guide Association Handa**
 Contact: 0569-32-3264 Handa City Sightseeing Guide Association (c/o Handa City Tourist Association)
 Course: Chosen to suit your interests.
- Ono Community 120-180 min. (300 yen per person)**
 Contact: 0569-42-1188 (No service on Mon. and Tue.) Ono Community Office
 Course: No fixed route; chosen to suit your interests.
- Okada Town Preservation Society Volunteer Guide Group Chita**
 Contact: 0569-62-4722 (No service on Wed., Thu., and final Mon. in month)
 Course: Chosen from 3 courses.
- Agui Hometown Guide Agui**
 Contact: 0569-84-1111 Social Education Section, Agui Town Board of Education
 Course: Chosen from 3 courses.
- Higashiura Hometown Guide Higashiura**
 Contact: 0562-82-1188 Uhonaha Hall
 Course: Chosen from 8 courses.
- Minamichita Volunteer Sightseeing Guides Minamichita**
 Contact: 0569-82-3100 (No service on Mon.) Minamichita Tourist Information Center
 Course: Chosen from 3 courses.
- Shinjima Sightseeing Guides Minamichita**
 Contact: 0569-87-3700 (No service on Mon.) Shinjima Tourism Association
 Course: Chosen from 2 courses.
- Volunteer Sightseeing Guides Mihama**
 Contact: 0569-82-1111 (Weekdays only 9:00 a.m. - 5:00 p.m.) Mihama Town Sightseeing Association
 Course: By arrangement.
- Taketoyo Town Volunteer Sightseeing Guide Association Taketoyo**
 Contact: 0569-77-9474 Taketoyo Town Tourist Information Center
 Course: Chosen to suit your interests.

Chita Peninsula golf course information

- 1 Shin Minami Aichi Country Club Mihama Course** (MAP/C-6)
 Under the pro supervision of Ayako Okamoto, this course combines beauty and challenge. Venue for the Munsingwear Ladies Tokai Classic.
 41-1 Uoyu, Mihama, Mihama-cho, Chita-gun 0569-82-5222 10:00 a.m. - 5:00 p.m.
 Mon. (except national holidays), Dec. 31, Jan. 1, and days set by the club
 Reservations required Visitors: half day: 19,600 yen (Sat. and Sun.: 23,800 yen)
 From Minamichita Road Taketoyo IC: 10 min.
- 2 Chita Country Club** (MAP/C-5)
 Swing away and, between strokes, enjoy both the natural pleasures and scenery of the Chita Peninsula along with sweeping views of Centrai Airport.
 Fuki, Taketoyo-cho, Chita-gun 0569-73-2111 8:00 a.m. - 5:00 p.m.
 Year end and New Year Reservations required Visitors: from 15,965 yen
 From Minamichita Road Taketoyo IC: 10 min.

Chita Shikoku 88 Sacred Sites Circuit

The decision to establish Chita Shikoku 88 Sacred Sites Circuit was made following a dream in 1809, when Ryozan, the priest at Myurakoji, a temple in Chita City, received instructions from Kobo Daishi. A thousand years earlier, in 814, during a pilgrimage encompassing several lands, it is said that the revered Kobo Daishi had landed at Oi Hijiirasaki in Minamichita-cho and then head northwards to join the route to Ise. Today, a stone monument to commemorate his landing has been placed at Hijiirasaki.

By car, a circuit of the Chita Shikoku 88 Sacred Sites can be completed in three days. Why not do your spirit a power of good while enjoying the beautiful natural scenery of the Chita Peninsula?

Office: Hozoji, Chita Shikoku 88 Sacred Sites Association, Sacred Site 68
 3-30 Ono-cho, Tokoname Phone: 0569-42-0588

Suggested themed routes

- Half-day trip**
 - Niimi Nankichi Circuit**
 Centrai - Niimi Nankichi Memorial Museum - Birthplace of Nankichi - Vinegar Museum "Su no Sato" - Nankichi Gravesite - Niimi Nankichi Memorial Museum - Centrai
 - Trace the life of Lord Odaï**
 Centrai - Toun-in - Kenkon-in - JA Aguri Farmers Market "Genki no Sato" - Centrai
 - Kaimono Zanmai**
 Centrai - Ceramall - Costco Centrai - Mental Park Tokoname - Centrai
- All-day trip**
 - Chita Peninsula Power Charge**
 Centrai - Morozaki Morning Market - Hazumisaki - Food and Health Hall, Nomasaki Lighthouse - Koi no Mizu Jinja - Ebi Sembei no Sato - Centrai
 - Stroll into the past on the Pottery Path**
 Centrai - Tokoname Pottery Path - Morita Aji no Yakata - INAX Live Museum (LXIL Group) - Centrai

Legend

- National Road
- Prefectural Road
- Airport
- Hot Spring
- Expressway
- Toll Road
- Fudasho (pilgrimage amulet temple)

From Morozaki Port it's only 10 min to Himakajima and Shinjima.